

**STATEMENT OF FINANCIAL ACTIVITIES**  
For the year ended 31 December 2019


	Note	Unrestricted Funds £	Restricted Funds £	Endowment Funds £	TOTAL 2019 £	FUNDS 2018 £
<b>INCOME AND ENDOWMENTS</b>						
Voluntary income	2(a)	59,654	27,371		87,025	86,519
Activities for generating funds	2(b)	13,364	0		13,364	13,534
Income from investments	2(c)	976	0		976	529
Income from Church Activities	2(d)	19,582	328		19,910	16,299
Other incoming resources	2(e)	0	0		0	0
<b>TOTAL INCOME</b>		<u>93,576</u>	<u>27,699</u>	<u>0</u>	<u>121,275</u>	<u>116,881</u>
<b>EXPENDITURE</b>						
Church Activities	3(a)	86,725	7,024		93,749	101,468
Raising Funds	3(b)	1,055	0		1,055	2,163
<b>TOTAL EXPENDITURE</b>		<u>87,780</u>	<u>7,024</u>	<u>0</u>	<u>94,804</u>	<u>103,631</u>
NET INCOME/(EXPENDITURE) BEFORE INVESTMENT GAINS		5,796	20,675	0	26,471	13,250
NET GAINS ON INVESTMENTS	7b8a	0	0	0	0	0
NET INCOME/(EXPENDITURE)		5,796	20,675	0	26,471	13,250
TRANSFER BETWEEN FUNDS	6	0	0	0	0	0
NET MOVEMENT IN FUNDS		<u>5,796</u>	<u>20,675</u>	<u>0</u>	<u>26,471</u>	<u>13,250</u>
Total funds brought forward	11	110,648	95,750	0	206,398	193,148
Total funds carried forward	12	<u><u>116,444</u></u>	<u><u>116,425</u></u>	<u><u>0</u></u>	<u><u>232,869</u></u>	<u><u>206,398</u></u>

## BALANCE SHEET AT 31 DECEMBER 2019

	Note	2019 £	2018 £
<b>FIXED ASSETS</b>			
Tangible fixed assets	7(a)	47,651	47,651
Investments	7(b)	<u>0</u>	<u>0</u>
		47,651	47,651
<b>CURRENT ASSETS</b>			
Stock		0	0
Investments	8(a)	0	0
Debtors and prepayments	8(b)	6,593	8,210
Short term deposits		169,344	157,854
Cash at bank and in hand		<u>11,933</u>	<u>8,687</u>
		187,870	174,751
<b>LIABILITIES:</b>			
Creditors - amounts falling due within one year	9	<u>2,652</u>	<u>16,004</u>
<b>NET CURRENT ASSETS / (LIABILITIES)</b>		<b><u>185,218</u></b>	<b><u>158,747</u></b>
<b>TOTAL ASSETS LESS CURRENT LIABILITIES</b>		232,869	206,398
Creditors - amounts falling due after one year	9	<u>0</u>	<u>0</u>
<b>TOTAL NET ASSETS</b>		<b><u>232,869</u></b>	<b><u>206,398</u></b>
<b>PARISH FUNDS</b>			
Unrestricted	10	116,444	110,648
Restricted	10	116,425	95,750
Endowment	10	<u>0</u>	<u>0</u>
		<b><u>232,869</u></b>	<b><u>206,398</u></b>

Approved by the PCC on 14 May 2020 and signed on its behalf by the Reverend John Tranter (PCC Chairman)

(chairman):



The notes that preface these accounts and on pages 3 & 9 form part of this report.

## 1 ACCOUNTING POLICIES

The PCC is a public benefit entity within the meaning of FRS102. The financial statements have been prepared under the Charities Act 2011 and in accordance with the Church Accounting Regulations 2006 governing the individual accounts of PCCs, and with the Regulations' "true and fair view" provisions, it is also prepared under FRS102 (2016) as the applicable accounting standards and the 2016 version of the Statement of Recommended Practice, Accounting and Reporting by Charities (SORP(FRS102)1).

### ASSETS

#### Consecrated and benefice property

In so far as consecrated and benefice property of any kind is excluded from the statutory definition of 'charity' by Section 10(2) (a) and (c) of the Charities Act 2011 such assets are not capitalised in the financial statements.

#### Moveable church furnishings

These are capitalised at cost and depreciated over their useful economic life other than where insufficient cost information is available. In this case the item is not capitalised, but all items are included in the Church's inventory in any case.

#### Tangible fixed assets for use by charity

These are capitalised if they can be used for more than one year, and cost at least £1,000. They are valued at cost or else, for gifts- in-kind, at a reasonable estimate of their open market value on receipt.

Depreciation is calculated to write off the capitalized cost of fixed assets less their currently anticipated residual fair value over their estimated useful lives as follows:

- Land Nil – left at a fair value as at 1 January 2015.
- Fixtures & Fittings. 20 years
- Office Equipment 3 years
- Buildings <50yrs Nil
- Buildings Leasehold >50yrs Should be depreciated over the useful life of the building.

**Parish Room** – it has not yet been possible to determine, with the assistance of the diocese who hold the property and land as parsonage property, what the value of sale of a potential purchaser may be, should that be possible, in line with the requirements of FRS102. Until this is determined, the value showing in the accounts has been held at the previous 2015 valuation of £45,400. **Freehold land:** comprises Landers Piece a 0.18 acres piece of land previously used as an overflow car park, valued as fallow agricultural land with long term speculative building potential. We have had this valued at £2,250 in 2015

An impairment review is carried out at each year-end and any specific resultant loss identified included in the expenditure for the year.

#### Investments *(The PCC currently have no investments)*

Investments quoted on a recognised stock exchange or whose value derives from them are valued at market value at the year end. Other investment assets are included at PCC's best estimate of market value.

#### Short term deposits

These are the cash held on deposit either with the CCLA, Diocese or at the bank.

### FUNDS

#### Unrestricted Funds

These represent the remaining income funds of the PCC that are available for spending on the general purposes of the PCC, including amounts designated by the PCC for fixed assets for its own use or for spending on a future project and which are therefore not included in its 'free reserves' as disclosed in the trustees' report.

#### Restricted Funds

These are income funds that must be spent on restricted purposes and details of the funds held and restrictions provided are shown in the notes to the accounts.

#### Endowment Funds

These are restricted funds that must be retained as trust capital either permanently or subject to a discretionary power to spend capital as income, and where the use of any income or other benefit derived from the capital may be restricted or unrestricted. Full details of all their restrictions are shown in the notes to the accounts.

NOTES TO THE FINANCIAL STATEMENTS For the year ended 31 December 2019 (continued)

<b>2 INCOME AND ENDOWMENTS</b>	<b>Unrestricted Funds £</b>	<b>Restricted Funds £</b>	<b>Endowment Funds £</b>	<b>TOTAL 2019 £</b>	<b>FUNDS 2018 £</b>
<b>2(a) Voluntary income</b>					
Planned giving:					
Gift Aid Donations	21,747	0		21,747	24,820
Tax recoverable	7,386			7,386	8,040
CAF Donations	9,300			9,300	4,500
Other - Non Gift Aid	960	0		960	0
Gift Aid Donations - (Well Hill)	1,550			1,550	1,350
Tax recoverable - (Well Hill)	388			388	337
Collections (open plate) at all services	5,734	2,489		8,223	9,165
Tax recoverable - GASDS	1,525			1,525	1,520
Collections at all services - (Well Hill)	587	801		1,388	1,477
Sundry donations	3,397	83		3,480	2,640
Sundry donations - (Well Hill)	2,080			2,080	580
Grants - One Off	0			0	0
Legacies	5,000	5,282		10,282	16,932
Donations ( <i>Charity Events</i> )		550		550	353
Donations ( <i>Church Restoration</i> )		6,357		6,357	100
Donations (Church Spire)		0		0	0
Donations (Churchyard Maintenance)		11,809		11,809	14,705
	<b>59,654</b>	<b>27,371</b>	<b>0</b>	<b>87,025</b>	<b>86,519</b>
<b>2(b) Activities for generating funds</b>					
Parish Room use - donations	1,489			1,489	1,914
Brass Crosby room lettings & donations	2,709			2,709	2,972
Let out for Local Council (Well Hill)	1,200			1,200	0
Grazing on lands leased by the PCC	-500			-500	0
Concerts	423			423	461
Concerts (Well Hill)	817			817	698
Fetes, bazaars, other fund raising events	7,226			7,226	7,489
	<b>13,364</b>	<b>0</b>	<b>0</b>	<b>13,364</b>	<b>13,534</b>
<b>2(c) Income from investments</b>					
Bank and CCLA Deposit Fund Interest	976	0		976	529
	<b>976</b>	<b>0</b>	<b>0</b>	<b>976</b>	<b>529</b>
<b>2(d) Income from church activities</b>					
Church Magazine	681			681	833
Bookstall: pens, church guides, printing	43			43	45
Extra's for Weddings & Funerals	2,013			2,013	967
PCC Fees for Weddings & Funerals	16,845			16,845	14,032
Toddler Group ( <i>excluding Crosby &amp; PCC</i> )	0	328		328	422
	<b>19,582</b>	<b>328</b>	<b>0</b>	<b>19,910</b>	<b>16,299</b>
<b>2(e) Other incoming resources</b>					
Insurance claims	0	0		0	0
	<b>0</b>	<b>0</b>	<b>0</b>	<b>0</b>	<b>0</b>
<b>TOTAL INCOMING RESOURCES</b>	<b>93,576</b>	<b>27,699</b>	<b>0</b>	<b>121,275</b>	<b>116,881</b>

NOTES TO THE FINANCIAL STATEMENTS For the year ended 31 December 2019 (continued)

<b>3 EXPENDITURE</b>	<b>Unrestricted Funds £</b>	<b>Restricted Funds £</b>	<b>Endowment Funds £</b>	<b>TOTAL 2019 £</b>	<b>TOTAL 2018 £</b>
<b>3(a) Church Activities</b>					
Missionary and charitable giving: (includes Well Hill)					
Church Overseas:- Missionary societies	0	25		25	121
Overseas - Relief & Development agencies	727	1,910		2,637	1,370
Home:- Missionary & other Church Societies	0	0		0	100
Secular charites	1,090	1,987		3,077	3,090
Sub Total	<u>1,817</u>	<u>3,922</u>	<u>0</u>	<u>5,739</u>	<u>4,681</u>
Ministry:					
diocesan parish offer	51,468			51,468	54,754
parish offer (Well Hill contribution)	2,627			2,627	2,556
visiting clergy & pastoral staff	93			93	85
visiting clergy (Well Hill - <i>paid by St.Martins</i> )	0			0	0
clergy working expenses	2,015			2,015	1,821
clergy expenses (Well Hill contribution)	245			245	245
rectory costs	3,144			3,144	3,033
Sub Total	<u>59,592</u>	<u>0</u>	<u>0</u>	<u>59,592</u>	<u>62,494</u>
Church - Running expenses (incl Insurance)	2,662			2,662	2,528
Running expenses (Well Hill)	546			546	540
Church Utility Bills	3,185			3,185	2,968
Utilities (Well Hill)	240			240	261
Church maintenance (incl organ tuning)	1,577			1,577	3,323
Maintenance & Replacement (Well Hill)	40			40	42
Church Quinquennial Repairs	0			0	0
Church Spire and stonework repairs	0			0	9,459
Church Restoration non Quinquennial	0	549		549	0
Church Repairs - Insurance Claim	0			0	0
Upkeep of Services	1,314			1,314	1,140
Upkeep of Services (Well Hill)	26			26	20
Mission & Evangelism	50			50	105
Advertising Services (incl Christmas Card)	227			227	234
Hospitality	0			0	27
Hospitality (Well Hill)	7			7	7
Fees for organists.	2,850			2,850	3,120
Honorarium choirmaster	500			500	500
Toddler Group	0	305		305	274
Upkeep of churchyard	4,432	2,247		6,679	5,629
Magazine & bookstall	108			108	184
Parish Room running costs	4,845			4,845	790
Brass Crosby Room Running Costs	1,925			1,925	2,102
Field Running Costs	519			519	694
PCC running costs	105			105	100
Committee running costs Well Hill	34			34	34
Church Management and administration	99			99	112
Bank charges	10			10	0
Other Support costs	15			15	100
Sub Total	<u>25,316</u>	<u>3,102</u>	<u>0</u>	<u>28,418</u>	<u>34,293</u>
	<u><b>86,725</b></u>	<u><b>7,024</b></u>	<u><b>0</b></u>	<u><b>93,749</b></u>	<u><b>101,468</b></u>
<b>3(b) Raising Funds</b>					
Cost of stewardship envelopes	0			0	0
Costs of concerts (Well Hill)	150			150	160
Costs of fete and fund raising events	905			905	2,003
	<u>1,055</u>	<u>0</u>	<u>0</u>	<u>1,055</u>	<u>2,163</u>
<b>TOTAL RESOURCES EXPENDED</b>	<u><b>87,780</b></u>	<u><b>7,024</b></u>	<u><b>0</b></u>	<u><b>94,804</b></u>	<u><b>103,631</b></u>

**INCOME AND ENDOWMENTS**

**4 ANALYSIS OF EXPENDITURE INCLUDING ALLOCATION OF SUPPORT COSTS**

	Direct costs £	Support costs £	TOTAL £
Church activities, running and maintenance	93,486	263	93,749
	2019 £		2018 £
Independent examiner's remuneration (fees payable to the PCC's examiner for the examination of the financial statements)	100		100

**5 STAFF COSTS**

	2019 £	2018 £
Wages and salaries	0	0
Average no. of employees	0	0

During the year the PCC had no contractual employees. The PCC made payment to Organists, cleaners and gardeners as private contractors paying against invoice. An honorarium was paid to our choirmaster.

**5(a) RELATED PARTIES**

As choirmaster, Mr. C.Mead, who is a member of the PCC, was paid an honorarium of £500.  
As one of our self employed organists, Mrs G.Bowen, who is a member of the PCC, was paid £2640 for playing at services.  
No other payments or expenses were paid to any other PCC member, persons closely connected to them or related parties.

**6 ANALYSIS OF TRANSFER BETWEEN FUNDS**

	Unrestricted £	Restricted £	TOTAL £
None	0	0	0

**7 FIXED ASSETS**

(all unrestricted)

	Freehold Land £	Leasehold Buildings £	Church equipment £	Total £
<b>7(a) Tangible</b>				
Cost of valuation				
At 1 January 2019	2,250	45,400	878	48,528
Disposal				
Additions at cost	0	0	0	0
At 31 December 2019	<u>2,250</u>	<u>45,400</u>	<u>878</u>	<u>48,528</u>
Depreciation				
At 1 January 2019		0	877	877
Withdrawn on disposal		0	0	0
Charge for the year.		0	0	0
At 31 December 2019	<u>0</u>	<u>0</u>	<u>877</u>	<u>877</u>
Net book value				
At 31 December 2019	<u>2,250</u>	<u>45,400</u>	<u>1</u>	<u>47,651</u>
At 31 December 2018	<u>2,250</u>	<u>45,400</u>	<u>1</u>	<u>47,651</u>

Depreciation on fixed asset properties has not been provided in these accounts as any charge is considered to be not material, on the basis that the asset has either a very long useful life; or a residual value, based on current value which is not materially different from its current value - see notes page 3 of this report for treatment of assets.

All are functional assets.

**7(b) Investments**

The PCC currently has no investments.

£  
0

**8 CURRENT ASSETS**

**8(a) Investments**

The PCC currently has no investments.

£  
0

**8(b) Debtors (Unrestricted funds)**

	2019 £	2018 £
Income tax recoverable	5,873	6,058
Prepayments	0	0
Other debtors	719	2,152
	<u>6,593</u>	<u>8,210</u>

**9 LIABILITIES**

Amounts falling due within one year (unrestricted funds)

	2019 £	2018 £
Accruals and deferred income	50	70
Creditors for goods and services	1,597	9,844
Other creditors	1,005	6,090
	<u>2,652</u>	<u>16,004</u>

Amounts falling due after one year (unrestricted funds) 0.00 0.00

**10 FUNDS**

The restricted funds comprise the Church Building Restoration fund and the Churchyard Maintenance fund.

**11 SUMMARY OF FUND MOVEMENTS**

	<b>Restricted Toddlers £</b>	<b>Restricted Restoration £</b>	<b>Restricted Churchyard £</b>	<b>Restricted Total £</b>
Balance at 1 January 2019	201	72,560	22,989	95,750
Incoming resources	328	11,639	11,809	23,776
Resources expended	-305	-549	-2,247	-3,101
Investment gains	0	0	0	0
Transfer between funds	0	0	0	0
Balance at 31 December 2019	<u><u>224</u></u>	<u><u>83,650</u></u>	<u><u>32,551</u></u>	<u><u>116,425</u></u>

	<b>Unrestricted Funds £</b>	<b>Restricted Funds £</b>	<b>Total £</b>
Balance at 1 January 2019	110,648	95,750	206,398
Incoming resources	93,576	23,776	117,352
Resources expended	-87,780	-3,101	-90,881
Investment gains	0	0	0
Transfer between funds	0	0	0
Balance at 31 December 2019	<u><u>116,444</u></u>	<u><u>116,425</u></u>	<u><u>232,869</u></u>

**12 SUMMARY OF ASSETS BY FUND**

	<b>Unrestricted Funds £</b>	<b>Restricted Funds £</b>	<b>Endowment Funds £</b>	<b>TOTAL 2019 £</b>
Tangible Fixed Assets	47,651	0	0	47,651
Investment fixed assets	0	0	0	0
Current Assets	71,445	116,425	0	187,870
Liabilities				
Amounts falling due in one year	-2,652	0	0	-2,652
Amounts falling due after one year	0	0	0	0
<b>Fund balance</b>	<u><u>116,444</u></u>	<u><u>116,425</u></u>	<u><u>0</u></u>	<u><u>232,869</u></u>

Of the Unrestricted Funds, £34,314 has been set aside as Designated Funds for Quinquennial Church Repairs



## **Independent Examiner's Report**

### **To the Trustees of St Martin of Tours, Chelsfield, Parochial Church Council**

I report on the accounts for the year ended 31 December 2019.

#### **Responsibilities and basis of report**

The Church's trustees are responsible for the preparation of the accounts in accordance with the requirements of the Charities Act 2011 ('the Act').

I report in respect of my examination of the Church's accounts carried out under section 145 of the 2011 Act and in carrying out my examination I have followed all the applicable Directions given by the Charity Commission under section 145(5)(b) of the Act.

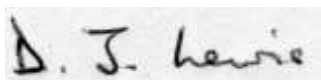
#### **Independent Examiner's statement**

I have completed my examination. I confirm that no material matters have come to my attention in connection with the examination giving me cause to believe that in any material respect:

1. Accounting records were not kept as required by section 130 of the Act; or
2. The accounts do not accord with those records; or
3. The accounts do not comply with the applicable requirements concerning the form and content of accounts set out in the Charities (Accounts and Reports) Regulations 2008 other than any requirement that the accounts give a 'true and fair view' which is not a matter considered as part of an independent examination.

I have no concerns and have come across no other matters in connection with the examination to which attention should be drawn in this report in order to enable a proper understanding of the accounts to be reached.

Signed:



D J Lewis

46 Sutherland Avenue  
Petts Wood  
Kent  
BR5 1RB

20 March 2020

## An overview of Income and Expenditure

(All Percentages of Income)

(This information is *not* part of the Formal Charitable Accounts but is produced as an aid to the PCC)

<b>ST.MARTINS INCOME SUMMARY</b>		<b>2019</b>	<b>%</b>	<b>2018</b>	<b>%</b>
		<b>£</b>		<b>£</b>	
Collections, FWO Envel. & Tax Recovered		47,489	42%	45,825	41%
Weddings & Funerals ( <i>Incl churchyard</i> )		31,274	28%	30,021	27%
Legacies & Misc Donations ( <i>incl Restoration</i> )		20,669	18%	20,024	18%
Fete and general fundraising events		7,649	7%	7,950	7%
Crosby, Parish Rooms & Field		3,698	3%	4,887	4%
Baptism collections		1,045	1%	1,903	2%
Dividends & Interest		926	1%	497	0%
Magazine & Bookstall		724	1%	878	1%
		<b>113,474</b>	<b>100%</b>	<b>111,986</b>	<b>100%</b>
See Note (a)	*				
Insurance Claims		0		0	
Church Spire Appeal		0		0	
		<b>113,474</b>		<b>111,986</b>	
Toddler Group	(d)	1,048		1,012	
Well Hill Mission	(d)	7,473		4,474	

<b>ST.MARTINS EXPENDITURE SUMMARY</b>		<b>2019</b>	<b>%</b>	<b>2018</b>	<b>%</b>
		<b>£</b>		<b>£</b>	
Diocesan Parish Offer	(a)	51,468	45%	54,754	49%
Parish, Brass Crosby Room & Field		7,289	6%	3,586	3%
Churchyard		6,679	6%	5,629	5%
Rectory & clergy expenses		5,252	5%	4,939	4%
Church Running costs		5,847	5%	5,497	5%
Charity giving ( <i>excl. direct &amp; 3rd Party</i> )	c	4,939	4%	3,941	4%
Organist & Choirmaster		3,350	3%	3,620	3%
Church Maintenance		1,577	1%	3,323	3%
Upkeep of Services incl. Candles, Wine etc:		1,314	1%	1,140	1%
Fetes etc: costs		905	1%	2,003	2%
Church Restoration incl. Spire	(b)	549	0%	9,459	8%
Mission, Evangelism & Advertising		277	0%	338	0%
Church Admin & PCC Running costs		214	0%	212	0%
Mag & Bookstall		108	0%	183	0%
Misc		15	0%	127	0%
		<b>89,783</b>	<b>79%</b>	<b>98,751</b>	<b>88%</b>
Insurance Repairs		0		0	
		<b>89,783</b>		<b>98,751</b>	
Surplus / Deficit ( <i>excl Well Hill &amp; Toddler</i> )	*	23,691	21%	13,234	12%
Toddler Group	(d)	1,025		864	
Well Hill Mission	(d)	4,716		4,606	

<b>CURRENT ASSETS</b>		<b>2019</b>	<b>2018</b>
Bank Current Account & Cash		9,644	7,550
Funds on Deposit	(e)	161,341	151,400
Net Debtors, Creditors & Accruals		3,628	-8,026
Current Assets (St.Martins)		174,613	150,924
Toddler Group Cash		224	200
Well Hill Bank, Deposit & Cash		10,068	7,391
Well Hill Net Debtors, Creditors & Accruals		313	233
		<b>185,218</b>	<b>158,748</b>

<b>ST.MARTINS FUNDS</b>		<b>2019</b>	<b>2018</b>
Restoration Fund	R	83,650	72,560
Church Spire Fund	R	0	0
Churchyard Maintenance Fund	R	32,551	22,989
St.Martins <u>restricted</u> funds.	R	<b>116,201</b>	95,549
Unrestricted Funds (St.Martins)		<b>58,412</b>	55,374
<i>(Excludes fixed assets)</i>		<b>174,613</b>	150,923
Church Repair Fund (DRF included above)	(f)	34,314	39,374

Unrestricted Reserves as a percentage of normal unrestricted expenditure. 72% 75%

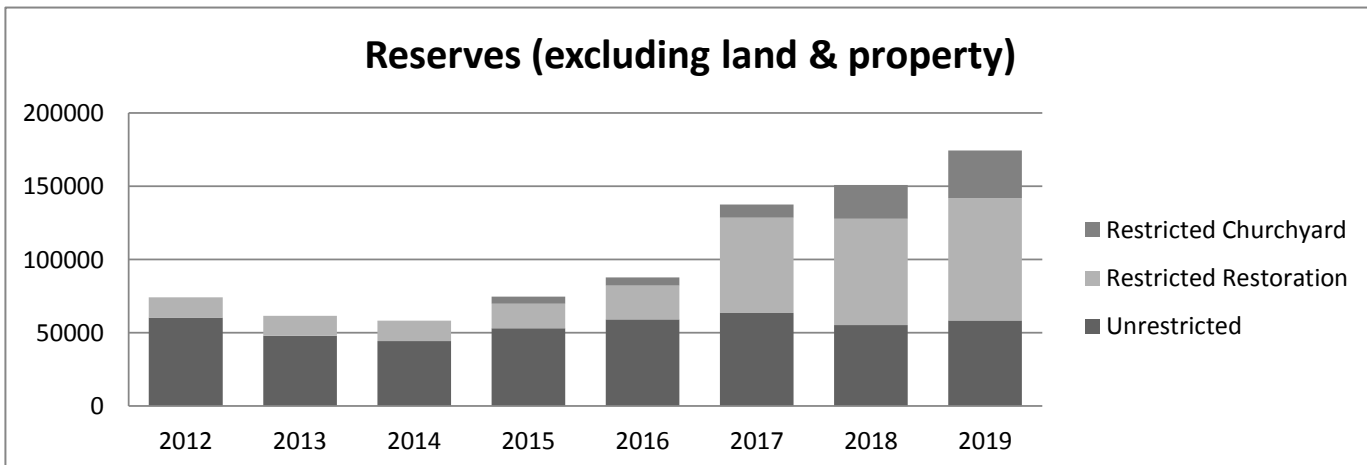
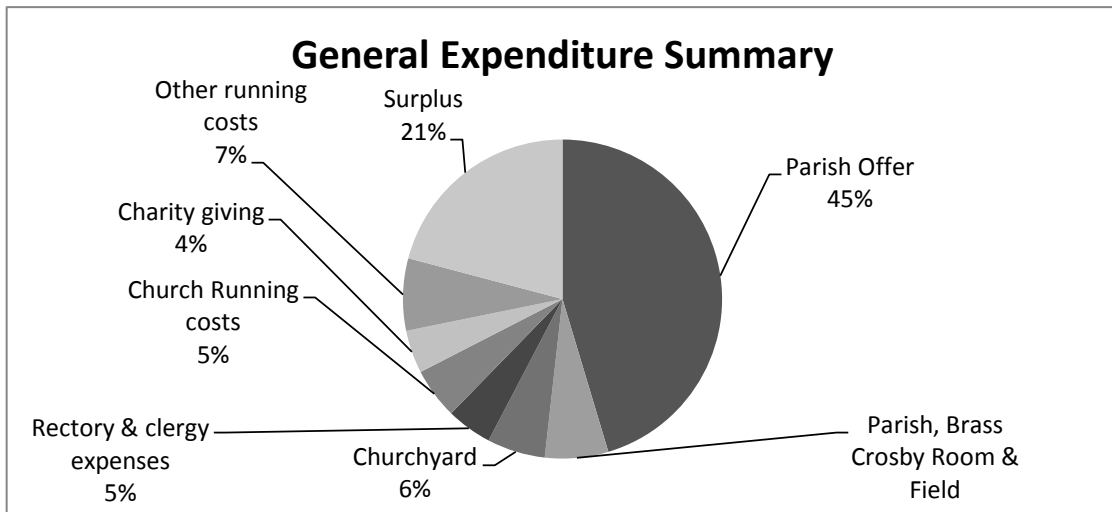
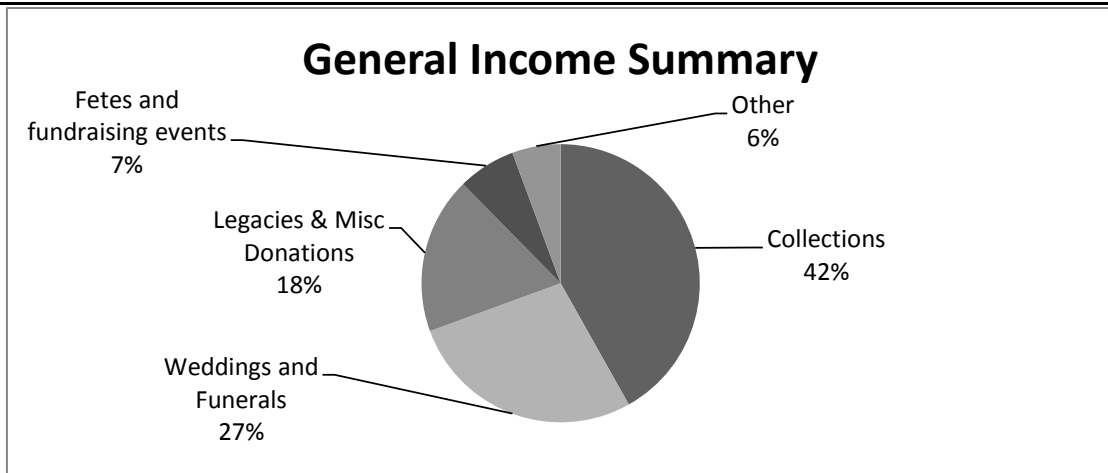
Note:(a) Additional contributions were made by Well Hill.

Note:(b) Not regarded as normal income & expenditure.

Note:(c) Excludes Charity Donations and payments collected on behalf of a third party charity.

Note:(d) Toddler Group and Well Hill income and expenditure. Includes some items already in St.Martin's accounts.

Note:(e) Includes monies (f) held in a Diocesan Account (DRF) earmarked for Quinquennial Repairs.



(This information is not part of the Formal Charitable Accounts but is produced as an aid to the PCC)

<b>Charity Giving including Agency Giving Specified Fund</b>	<b>2019 In Accounts £</b>	<b>2019 3rd Party £</b>	<b>2019 TOTAL £</b>	<b>2018 TOTAL £</b>
<i>Home Missions &amp; Other Church Societies.</i>				
Orpington Street Pastors	0	0	0	100
Sub Total	<u>0</u>	<u>0</u>	<u>0</u>	<u>100</u>
<i>Secular Charities</i>				
Bridge Trust	0	0	0	890
B Legion Poppy Appeal	290	0	290	363
B Legion Poppy Appeal (Well Hill)	201	0	201	200
Children's Society	555	0	555	456
Crisis	430	0	430	330
Demelza House Hospice (from Well Hill)	169	0	169	164
Feegans (from Well Hill)	292	0	292	253
Friends of Rochester Cathedral	50	0	50	50
Guys Kidney Patients Association	0	396	396	512
MIND	0	0	0	0
OU Disabled Veterans Scholarship Veterans Fund	0	0	0	60
Rochester Centenary Bell Appeal	190	0	190	0
Welcare in Bromley	900	0	900	900
Sub Total	<u>3,078</u>	<u>396</u>	<u>3,474</u>	<u>4,177</u>
<i>Overseas Missionary Societies</i>				
Diocesan Overseas Link	0	0	0	0
Leprosy Mission	25	820	845	1,060
Sub Total	<u>25</u>	<u>820</u>	<u>845</u>	<u>1,060</u>
<i>Overseas Relief &amp; Development Agencies</i>				
Christian Aid	1,979	1,889	3,868	3,036
Christian Aid (Well Hill)	138	0	138	124
Footsteps International	0	0	0	40
International Nepal Fellowship	207	0	207	0
Poverty & Hope	313	147	460	430
Water Aid	0	0	0	50
Sub Total	<u>2,637</u>	<u>2,036</u>	<u>4,673</u>	<u>3,680</u>
<b>TOTAL</b>	<b><u>5,740</u></b>	<b><u>3,252</u></b>	<b><u>8,992</u></b>	<b><u>9,017</u></b>
<b>St. Martin's Charity Giving</b> (excludes Well Hill)				
<i>(from above table)</i>				
By restricted / 3rd party donations	3,121	3,252	6,373	6,969
By PCC Donation	1,818	0	1,818	1,308
<b>TOTAL</b>	<b><u>4,939</u></b>	<b><u>3,252</u></b>	<b><u>8,191</u></b>	<b><u>8,277</u></b>

Note As included in the Main Chelsfield Accounts

	2019 £	2019 £	2018 £
<b>3(a) Details WELL HILL MISSION</b>	<b>INCOME</b>	<b>EXPEND</b>	
<b>2(b)</b> FWO Gift Aid	1,550		1,350
Tax Rebate on FWO in year *	388		338
Collections (open plate) General	587		737
Collections / Donations Restricted R	801		740
Vera Walker Funeral - General Donations	1,430		0
Hire income incl Shoreham & Sevenoaks	1,200		0
Concerts & Carols	818		698
Payments (direct by PCC)	0		0
Sundry Donations	0		0
Donation from Chelsfield Village Fair	650		580
<b>2(e)</b> Interest from CB of F D/A	49		32
	<u>7,473</u>		<u>4,474</u>
<b>3(a)</b> Heating & Lighting		240	261
Insurance Premiums		518	510
Christmas Tree		28	30
Visiting Clergy (via St.Martins)		0	0
Maintenance Fire Extinguisher		40	42
Repairs & External Repainting		0	0
Flowers for services		20	20
Concert Costs		150	160
Rectors / Rectory Expenses Contribution		245	245
Parish Pledge Contribution		2,627	2,556
Fegans R		292	253
Demelza House R		169	164
Christian Aid R		138	124
British Legion Poppy Appeal R		201	200
Postage, Stationary, cards & photocopying		34	34
Refreshments		7	7
Altar Supplies - candles		6	0
	<u>7,473</u>	<u>4,716</u>	<u>4,606</u>
Debtors included in 2(b) *	313		275
uncleared cheques included in 2(b)			0
<b>Net Incoming Resources</b>	<b>2,757</b>	<b>TOTAL</b>	<b>FUNDS</b>
		<b>2019</b>	<b>2018</b>
		<b>£</b>	<b>£</b>
Cash at year end		13	10
Bank Account at year end		2,052	926
uncleared cheques		0	0
CBF Deposit Account		8,004	6,454
Debtors:(Fire Extinguisher Maintenance)		0	-42
Creditors:Tax Reclaim part year		313	275
<b>Well Hill Total Assets</b>		<u><b>10,381</b></u>	<u><b>7,624</b></u>
<b>Details TODDLER GROUP</b>	<b>2019</b>	<b>2019</b>	<b>2018</b>
	<b>£</b>	<b>£</b>	
<b>2(d)</b> Subs (General)	308		422
Subs (used for Crosby Room Donations)	720		590
Donations (occasional)	20		0
Quiz Raffle	0		0
First Aid Course	0		0
Payments (direct by PCC) *	0		0
Donations (from the PCC) *	0		0
	<u>1,048</u>		<u>1,012</u>
<b>3(a)</b> Advertising & Printing		0	43
Brass Crosby Room Contribution		720	590
Craft Materials		29	45
Playmats & Toys		0	70
Refreshments		81	99
Other Resources		195	18
First Aid Course Fee		0	0
Training (paid by PCC) *		0	0
	<u>1,048</u>	<u>1,025</u>	<u>864</u>
<b>Toddler Group Net Incoming Resources</b>	<b>23</b>		<b>148</b>
<b>Toddler Group cash in hand</b>	<b>224</b>		<b>201</b>